




Scaled for
The Minimalist Wallet



Scaled for
Regular Billfold Wallet





Swivel Knife



Here is a list of suggested tools for the Sheridan floral art carving. There are several brands that make stamping tools. You can buy tools that match your budget online. I mainly use Barry King stamps and some crafttool pro stamps. There are cheaper versions of these. I find that more expensive tools provide sharper details in the stamps. For this patterns I used:

- 1) Checkered Edge Bevelers 3 sizes (Barry King)
- 2) lined thumbprint (P2620)
- 3) Smooth thumbprint 2 sizes (P 703 & P972)
- 4) Venier Stamp (Z-V707)
- 5) Stamp camouflage (C-3121)
- 6) Lifter (B2060 B2062)
- 7) Flower Center Stamp (J2371)
- 8) Continuous Mule Feet (Barry King)
- 9) Bar Grounder (A2012 A2010)







Recommended:

Practice on a scrap piece of leather before attempting to carved onto your finishing piece. Also get comfortable with the swivel knife and blade you plan to carve with. Make sure it's sharp before starting your project. I recommend using a smaller blade for smaller projects, such as illustrated in this wallet cover.

